



LAUSD
UNIFIED

Safety Update

Board of Education Meeting
June 17, 2025

Table of Contents

- Review of Current Data
- Community Engagement around Safety
- Current School and Community Supports
- Additional Supports for 2025-26 School Year



- Relevant data demonstrates positive movement and speaks to the impact of our current safety supports
- Los Angeles Unified remains committed to engaging in dialogue with the community around safety
- Current supports address the physical and socioemotional safety & wellbeing of our students
- In the coming year we will implement additional strategies to ensure our campuses remain safe & welcoming environments for all

Current Data

iSTAR Data – Districtwide

Incident Report Type*	July 01, 2018 – May 31, 2019	July 01, 2019 – May 31, 2020**	July 01, 2022 – May 31, 2023	July 01, 2023 – May 31, 2024	July 01, 2024 – May 31, 2025
Suicide Risk	7,667	5,641	9,384	9,218	8,328
Fighting/Physical Aggression	2,402	1,941	4,063	5,513	5,306
Threat	1,641	1,381	2,893	3,544	3,480
Illegal/Controlled Substance	835	688	1,541	1,786	1,702
Weapons	627	513	1,121	1,018	841

*Based on preliminary reports; incidents indicated as occurring on campus and involving a student (whether suspect, witness, or victim). Reports can be based on direct and indirect accounts and vary in significance.

** Schools closed due to COVID-19 beginning March 16, 2020.

iSTAR Data – Elementary

Incident Report Type* – ES	July 01, 2018 – May 31, 2019	July 01, 2019 – May 31, 2020**	July 01, 2022 – May 31, 2023	July 01, 2023 – May 31, 2024	July 01, 2024 – May 31, 2025
Suicide Risk	1,998	1,486	2,689	2,768	2,467
Fighting/Physical Aggression	1,079	785	1,584	2,115	2,335
Threat	789	631	1,476	2,145	1,914
Illegal/Controlled Substance	43	55	178	156	143
Weapons	182	111	260	300	247

*Based on preliminary reports; incidents indicated as occurring on campus and involving a student (whether suspect, witness, or victim). Reports can be based on direct and indirect accounts and vary in significance.

** Schools closed due to COVID-19 beginning March 16, 2020.

iSTAR Data – Middle School

Incident Report Type* – MS	July 01, 2018 – May 31, 2019	July 01, 2019 – May 31, 2020**	July 01, 2022 – May 31, 2023	July 01, 2023 – May 31, 2024	July 01, 2024 – May 31, 2025
Suicide Risk	2,670	1,815	2,937	3,105	2,509
Fighting/Physical Aggression	598	450	1,152	1,548	1,279
Threat	368	333	738	852	710
Illegal/Controlled Substance	249	185	552	591	491
Weapons	194	146	359	325	248

*Based on preliminary reports; incidents indicated as occurring on campus and involving a student (whether suspect, witness, or victim). Reports can be based on direct and indirect accounts and vary in significance.

** Schools closed due to COVID-19 beginning March 16, 2020.

iSTAR Data – High School

Incident Report Type* – HS	July 01, 2018 – May 31, 2019	July 01, 2019 – May 31, 2020**	July 01, 2022 – May 31, 2023	July 01, 2023 – May 31, 2024	July 01, 2024 – May 31, 2025
Suicide Risk	2,077	1,622	2,833	2,409	2,397
Fighting/Physical Aggression	459	443	979	1,320	1,214
Threat	297	240	430	488	496
Illegal/Controlled Substance	365	327	620	819	871
Weapons	199	180	390	290	277

*Based on preliminary reports; incidents indicated as occurring on campus and involving a student (whether suspect, witness, or victim). Reports can be based on direct and indirect accounts and vary in significance.

** Schools closed due to COVID-19 beginning March 16, 2020.

School Experience Survey Overview

Improved Sense of Safety

- Students across all grade spans reported an increased sense of safety while on school grounds and in the surrounding neighborhood, with the greatest improvement observed in their perception of safety in the neighborhood surrounding the school.
- Staff perceptions of safety both within and outside of school have improved compared to the previous year. This increase is most notable among middle school staff in their perception of feeling safe in the neighborhood surrounding the school in their feeling of being safe on school grounds.
- Parents/guardians perceiving their child as safe on school grounds had the highest percentage increase among middle school and high school parents.

“I Feel Safe in This School or in Online School Sessions”

	2021-2022	2022-2023	2023-2024	2024-2025
District	73%	67%	63%	64%
<i>Elementary</i>	82%	79%	75%	76%
<i>Middle</i>	70%	62%	57%	59%
<i>High</i>	68%	63%	61%	61%

Note: Percent of students who agree or strongly agree.

“I Feel Safe in the Neighborhood Around This School”

	2021-2022	2022-2023	2023-2024	2024-2025
District	64%	59%	55%	57%
<i>Elementary</i>	67%	63%	59%	61%
<i>Middle</i>	65%	60%	55%	59%
<i>High</i>	60%	55%	52%	54%

Note: Percent of students who agree or strongly agree.

"My Child is Safe on School Grounds"

	2021-2022	2022-2023	2023-2024	2024-2025
District	85%	84%	85%	87%
Elementary	90%	88%	90%	91%
Middle	79%	76%	76%	79%
High	77%	77%	77%	81%

Note: Percent of parents who agree or strongly agree.

SES Data – Staff

Improved Sense of Safety

“I Feel Safe on School Grounds During the Day”

	2021-2022	2022-2023	2023-2024	2024-2025
District	95%	94%	94%	95%
<i>Elementary</i>	97%	96%	96%	96%
<i>Middle</i>	94%	92%	91%	92%
<i>High</i>	93%	92%	91%	93%

Note: Percent of staff who agree or strongly agree.

"I Feel Safe in the Neighborhood Around My School"

	2021-2022	2022-2023	2023-2024	2024-2025
District	86%	84%	84%	85%
<i>Elementary</i>	86%	85%	85%	86%
<i>Middle</i>	87%	84%	82%	84%
<i>High</i>	85%	82%	82%	82%

Note: Percent of staff who agree or strongly agree.

Community Engagement Around Safety

Strategic Community Engagement

Discussions held regarding:

- Restorative Practices/School-Wide Positive Behavior Interventions and Support
- Student Mental Health and Wellness
- Social Media
- Concerns shared by students

Groups Engaged



Students



Parents and Families



LAUSD Employees

Annual Student Safety Summit 2025



Annual Student Safety Summit

- **Students in 8–12th grade were engaged in conversations regarding:**

- **Mental health**
- **Positive behavior interventions and support/restorative practices**
- **Open discussion on concerns affecting their peers and/or themselves**

“What steps can schools take to bring us together and encourage acceptance of our diverse qualities, rather than allowing bullying based on those differences?”

“LAUSD is diverse, which is great, how can we make schools feel more welcoming for everyone?”

“Parents need more education about the importance of mental health to remove stigmas which prevent students from obtaining help.”

“Students need help with handling the stress and pressures of home life, academics, and athletics.”

“How can we engage more parents so they volunteer at schools?”

Parent and Employee Feedback

"Provide more education and prevention strategies regarding bullying."

"Need more strategies to help address the behavior of students with disabilities."

"More training on social media/online platforms."

Region Townhalls held in every Region, topics included:

- **Bullying**
- **Safer social media**
- **Community Safety**

"We feel we need more resources to address bullying and mental health"

School Safety Task Forces and Committees & Recommendations

Task Forces and Committees

- Safe Schools Task Force
- School Culture, Climate and Safety Task Force
- School Safety and Climate Committee of the Board of Education

Safe School Task Force

Safeguarding Our Schools: Demanding Common Sense Gun Laws and Best Practices to Protect our Students and Staff
(Res-030-17/18) Board Resolution

This task force evaluates policies and plans, best practices for emergency scenarios, trainings, and the District's readiness to respond to incidents of gun presence and violence on campuses

Meetings during the 2024-2025 school year:

- September 26, 2024
- November 4, 2024
- February 6, 2025
- March 24, 2025

- Install security cameras at entrances and low visibility areas
- Increase mental health supports and activities
- Based on crime data, grant each school autonomy to determine having a school police officer assigned

**** For a list of all recommendations for each task force and committee, please refer to this [link](#)**

School Culture, Climate and Safety Task Force

This task force supports the implementation of Positive Behavior Intervention and Supports/Restorative Practices in alignment with the Discipline Foundation Policy and has been in effect since 2007.

Meetings during the 2024-2025 school year:

- October 2, 2024
- December 12, 2024
- February 25, 2025
- May 21, 2025 (upcoming)

Recommendations

- Additional training to further build staff and parent capacity around PBIS, with a focus on classroom staff and School Climate Advocates
- School sites need to have school site PBIS/RP meetings on a regular basis, and it should be easy for parents to find out when they take place and to attend
- Share the status and progress of PBIS/RP implementation at the school site level across the district.

**** For a list of all recommendations for each task force and committee, please refer to this [link](#)**

School Safety and Climate Committee

The School Safety and Climate Committee of the Board of Education evaluates District data, policies, and experiences to assess school safety and climate, aiming to develop student-centered policy recommendations. The committee has met five times to engage with educators, district leaders, and community experts on topics such as:

- Safety Assessments
- Community Strategies
- Student Wellness, and
- School Climate Improvements

Recommendations

- Supply schools with graffiti removal kits to help maintain clean and welcoming campus environments, and to mitigate the negative impact of vandalism on student perception and well-being
- Expand translation of key district platforms and programs (e.g., Blackboard Connect) into multiple languages to ensure equitable access for all families
- Clarify the formal referral process for GRYD services

**** For a list of all recommendations for each task force and committee, please refer to this [link](#)**

Current School and Community Supports

Current School and Community Supports

Overview

Tier 1 Supports <i>Universal for All Schools</i>	Tier 2 Supports <i>Targeted to address emerging risks and prevent escalation</i>	Tier 3 Supports <i>Intensive safety responses for critical incidents</i>
<ul style="list-style-type: none">• Positive Behavioral Interventions and Supports (PBIS)/Tiered Fidelity Inventory (TFI) implementation• Supervision Plan Review• Training of staff• Continued implementation and monitoring of Every School Safe (ESS) Safety Training	<ul style="list-style-type: none">• School Mental Health and Wellness support• Region Operations site walk for review of current site practices• Community-Based Safety Program (CBSP) support• Gang Reduction Youth Development (GRYD)	<ul style="list-style-type: none">• Mental Health Evaluation Team (MHET) and Psychiatric Mobile Response Team (PMRT)• Crisis Team Response• Deployment of Operations Coordinators• LASPD Directed Patrols or short-term on-campus support

**** For a list of all supports, please refer to this [link](#)**

Community-Based Safety Program

BSAP G1-3 School Distribution (BSAP Schools that have made a selection of CBSP support)

School Supports

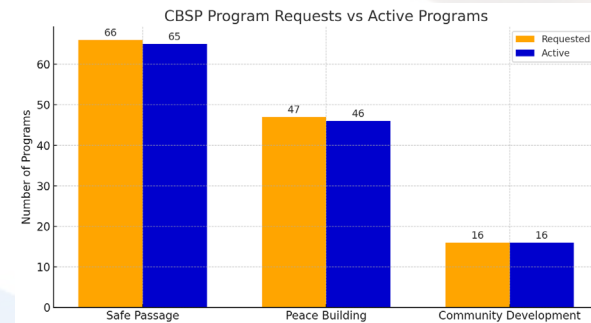
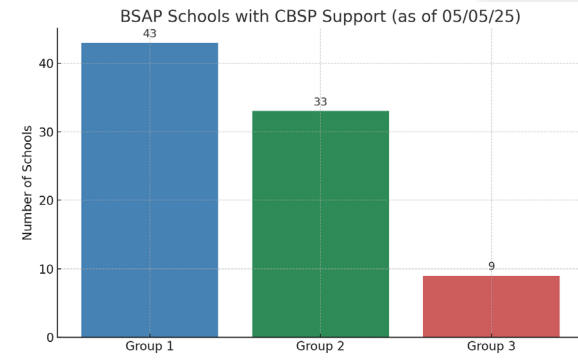
- Total Schools: 85
 - BSAP Group 1: 43 of 53 schools
 - BSAP Group 2: 33 of 62 schools
 - BSAP Group 3: 9 schools

Program Requests

- Total Programs Requested: 129
 - Safe Passage: 66 programs
 - Peace Building: 47 programs
 - Community Development: 16 programs

Active Programs

- Total Active Programs (POs Issued): 127
 - Safe Passage: 65 of 66 programs
 - Peace Building: 46 of 47 programs
 - Community Development: 16 of 16 programs



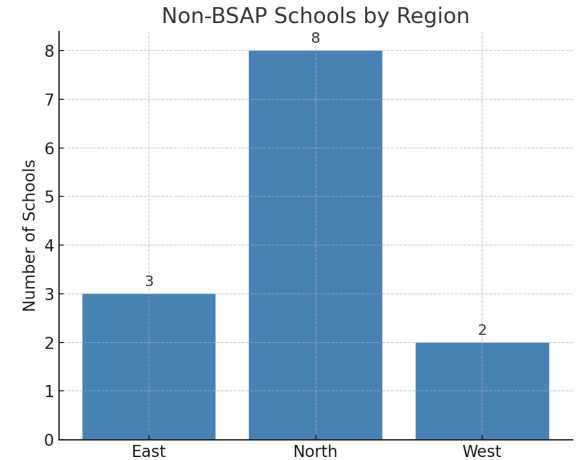
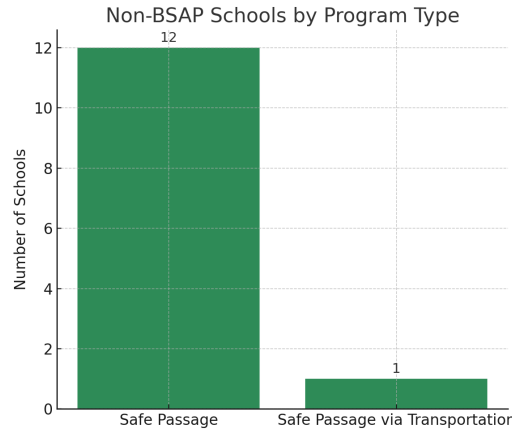
127 of 129 CBSP programs are active at school sites, representing a **98% execution rate** of requested programs.

CBSP Expansion

Schools with Safe Passage support (Funding via Program 13559)

Non-BSAP Schools with CBSP Support

- **Total Schools: 13**
 - Safe Passage: 12
 - Safe Passage via Transportation: 1
- **By Region:**
 - Region East: 3
 - Region North: 8
 - Region West: 2

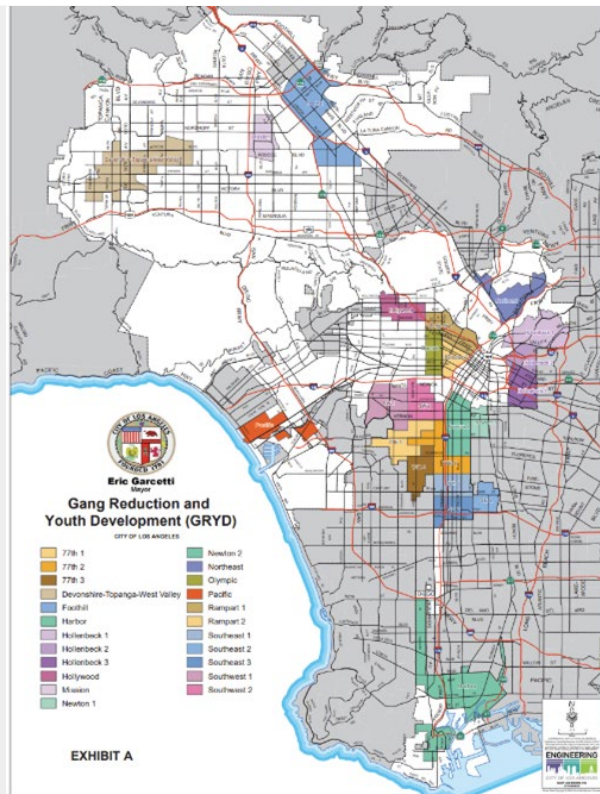


Note: 13 of 13 CBSP programs are active at school sites, representing a **100% execution rate** of requested programs

Gang Reduction Youth Development Zones

23 GRYD Agencies available within identified GRYD Zones to:

- Provide vital information on gang-related incidents within school communities that directly impact a school site
- Identify collaboration opportunities with local City entities to address community safety concerns
- Facilitate youth and young adult referrals to GRYD Prevention and Intervention services



Additional Supports for 2025–26 School Year

New and Expanded Supports

Tier 1 Supports <i>Universal for All Schools</i>	Tier 2 Supports <i>Targeted to address emerging risks and prevent escalation</i>	Tier 3 Supports <i>Intensive safety responses for critical incidents</i>
<ul style="list-style-type: none">• Increased training regarding:<ul style="list-style-type: none">• Coordination of Service Team (COST) Meetings• Parent seminars regarding mental health• Increased Tiered Fidelity Inventory (TFI) monitoring by Region Operations• Additional campus aide positions allocated as needed• UAH Campaign• PASS	<ul style="list-style-type: none">• Continued expansion of CBSP programs beyond BSAP G1/G2 schools• Operational rounds for site leaders to visit schools with exemplary practices• Additional Campus Aide training to address specific campus needs or student behavior	<ul style="list-style-type: none">• Rapid completion of assessments for deployment of MHET• Rapid completion of assessments that may lead to PMRT assigned to students• Root Cause Analysis as needed• Connection to GRYD or OVP services if concerns are believed to be gang-related

**** For a list of all supports, please refer to this [link](#)**

Unified Against Hate Campaign

- A call to action for the entire school community of students, employees, and families, to promote kindness, respect, and inclusion
- Focus on:
 - Increase Awareness
 - Training/workshops for:
 - Administrators
 - Staff
 - Parents
 - Curriculum for TK-12 students
 - Review of District policy and consequences with employees, parents, and students

Parents Assisting with Student Safety (PASS)

- Tier 1 support
- Volunteer program in every Region
- Volunteers:
 - Receive specialized training
 - Assist school staff with the supervision of students on school campuses during recess, nutrition, and lunch
- Added layer of support compliments the work of administrators, teachers, and school safety personnel

Mental Health Evaluation Teams (MHET) and Case Management Teams (CMT)

MHET and CMT Supports

- Tier 2 and Tier 3 support
- Case management model
- Connects students and families with community resources identified as part of the Safe Kids Alliance (S.K.A.) Initiative
- Key school staff identify students needing intensive supports
- Deployed prior to incident occurring whenever possible
- Wrap-around supports provided

Questions

Thank you

